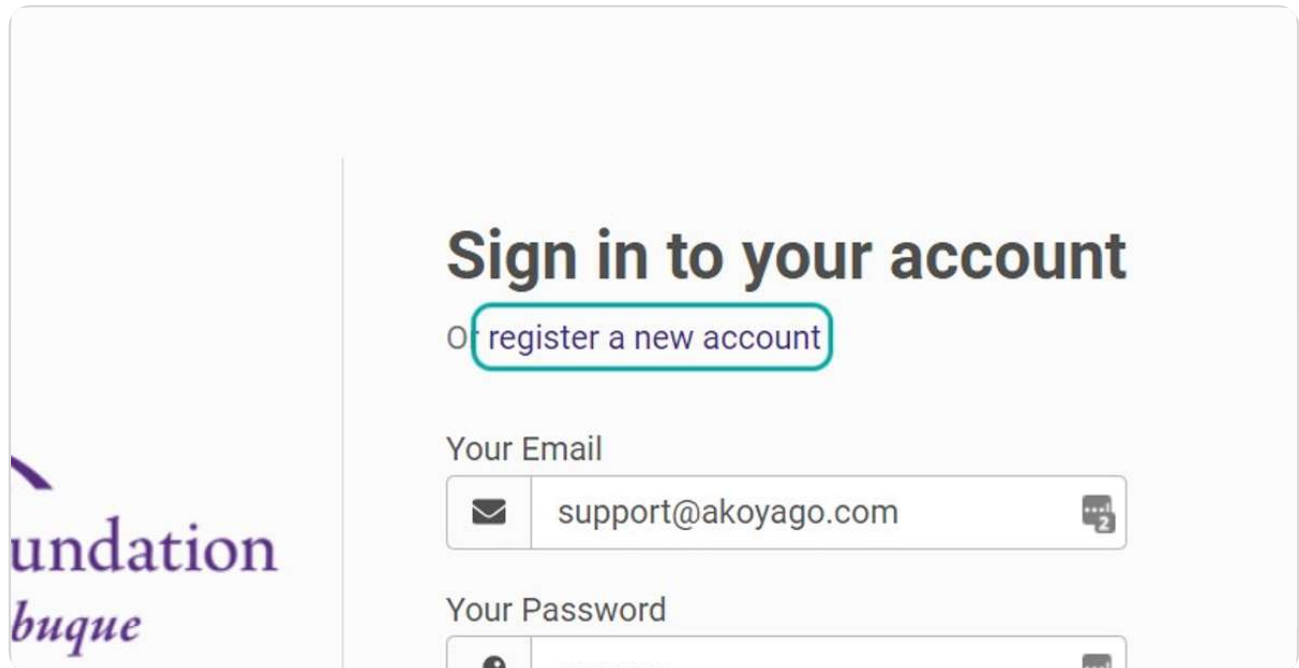


STEP 1

Go to Sign in - GOapply

STEP 2

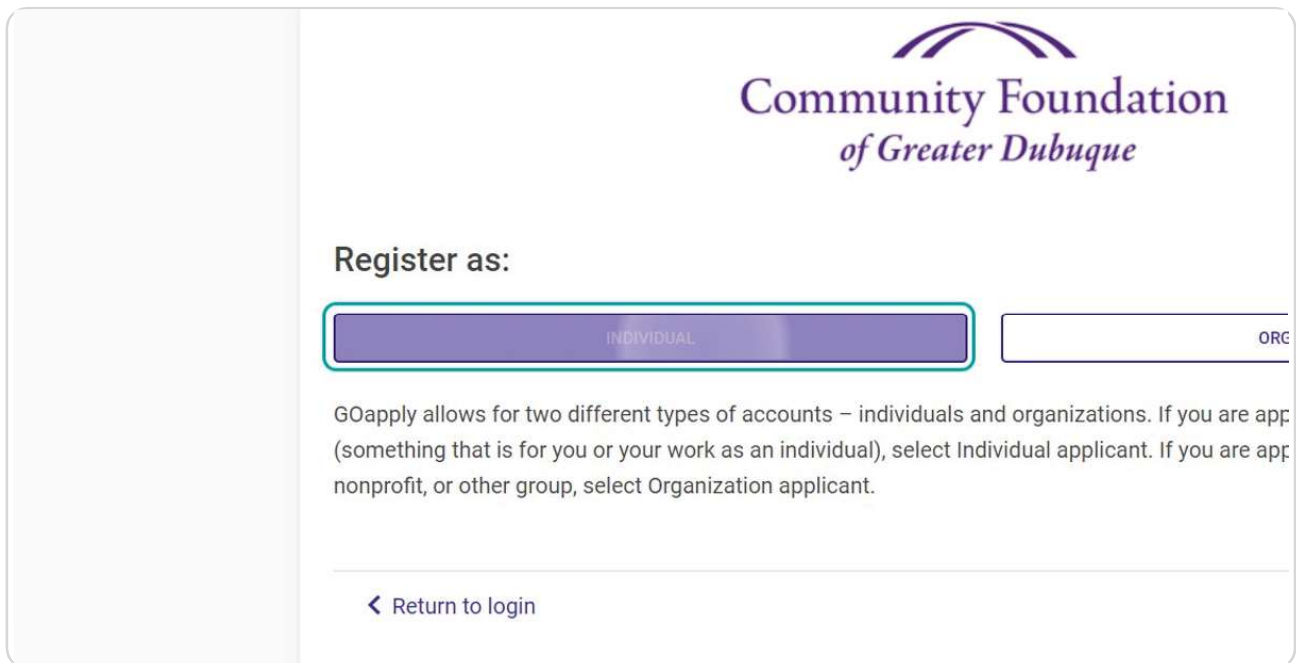
Click on register a new account



The screenshot shows a login page for 'akoyago'. On the left is the logo for 'Foundation buque'. The main heading is 'Sign in to your account'. Below it, there is a radio button next to the text 'register a new account', which is highlighted with a red rounded rectangle. Below this are two input fields: 'Your Email' containing 'support@akoyago.com' and 'Your Password' which is currently empty and masked with dots.

STEP 3

Click on **INDIVIDUAL**



The screenshot shows the registration page for the Community Foundation of Greater Dubuque. At the top right is the organization's logo. Below it, the text "Register as:" is followed by two radio button options: "INDIVIDUAL" (which is selected and highlighted with a green border) and "ORG". Below the options is a paragraph of text explaining the two account types. At the bottom left, there is a link that says "Return to login" with a left-pointing arrow.

Community Foundation
of Greater Dubuque

Register as:

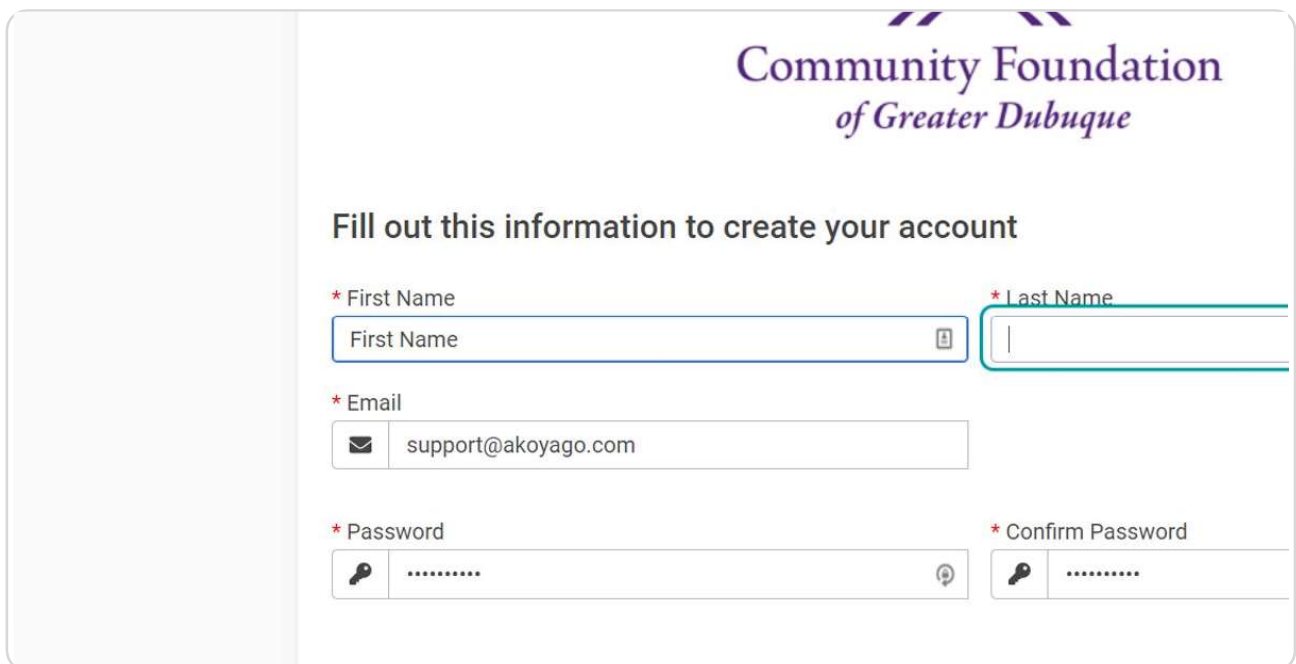
INDIVIDUAL ORG

GOapply allows for two different types of accounts – individuals and organizations. If you are applying for an account (something that is for you or your work as an individual), select Individual applicant. If you are applying for an account for a nonprofit, or other group, select Organization applicant.

[Return to login](#)

STEP 4

Type in your first name



The screenshot shows the registration page for the Community Foundation of Greater Dubuque. At the top right is the organization's logo. Below it, the text "Fill out this information to create your account" is followed by four required fields: "First Name", "Last Name", "Email", and "Password". The "Email" field is pre-filled with "support@akoyago.com". The "Password" and "Confirm Password" fields are masked with dots. The "First Name" field is highlighted with a green border.

Community Foundation
of Greater Dubuque

Fill out this information to create your account

* First Name * Last Name

* Email

* Password * Confirm Password

STEP 5

Type in your last name

Community Foundation
of Greater Dubuque

Create your account

* Last Name

* Confirm Password

STEP 6

enter your email address

Fill out this information to create your account

* First Name

* Last Name

* Email

* Password

* Confirm Password

STEP 7

Type password

* First Name

* Last Name

* Email
The Email field is not a valid e-mail address.

* Password

* Confirm Password

[Return to login](#)

STEP 8

Click on REGISTER

REGISTER

STEP 9

You will be sent an email to your inbox that asks you to confirm your email address.

akoyaGO