



COMMUNITY EQUITY PROFILE:

SAFE NEIGHBORHOODS

The Community Foundation of Greater Dubuque created Dubuque's first Equity Profile in 2015, and we are updating it to reflect the community today. The Equity Profile provides information on how all people in the community are affected by various systems, such as housing, education and health care. It will inform leaders, community members and policymakers and serve as a guide for creating an action plan that supports Dubuque's growth as an equitable and inclusive community.

This snapshot, along with the final Equity Profile, will take shape based on three types of input: local data; feedback from community members through conversations and surveys; and local professionals working in each focus area.

How can you get involved?

1. Share your perspective at a community conversation.
2. Anonymously take an online survey.
3. Attend a monthly panel discussion hosted in partnership with TH Media.
4. Spread the word. Bring a friend to a conversation or share the survey link.

See upcoming conversation and panel discussion dates and take the latest survey: dbqfoundation.org/equityprofile

This snapshot of safe neighborhoods, one of seven Equity Profile focus areas, provides a preview of what we have learned so far. The final Equity Profile will be completed in 2023 and will include additional information gathered on this topic and others.

IS DUBUQUE SAFE?

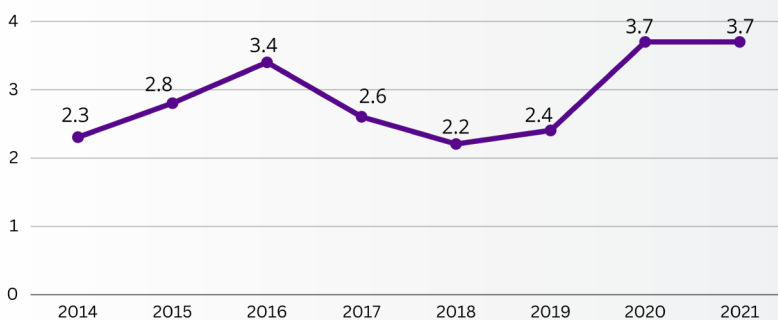
THE DATA

- ▶ While violent crime incidences increased by over 67% since the previous Equity Profile — due to a rise in domestic and neighbor disputes — the number of strangers committing violent crimes actually fell during that time.
- ▶ With only 9.7% of violent crime offenders being unknown to their victim, Dubuque has one of the lowest rates of violent crimes committed by strangers of comparably sized cities in Iowa. For example, Davenport’s rate is the highest at 26.2%, while Des Moines’ is in the middle at 14.5%.

WHAT PEOPLE ARE SAYING

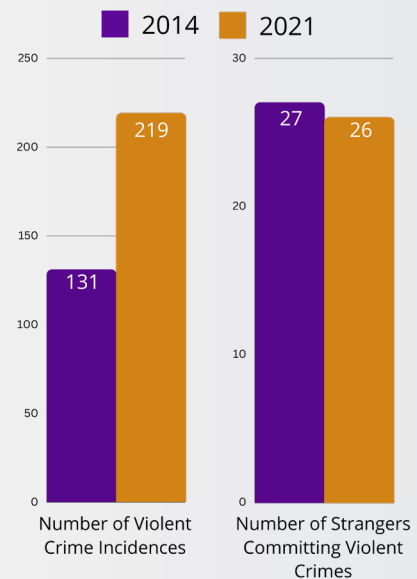
- ▶ Only 7% of survey respondents disagreed that Dubuque is a safe place to live, and only 11% disagreed that their neighborhood was a safe place to live.
- ▶ 75% of survey respondents agreed or strongly agreed that they feel safe when traveling to other neighborhoods in Dubuque.
- ▶ 43% of survey respondents agreed or strongly agreed that they had concerns about their personal safety in their neighborhood, including 50% of women respondents.
- ▶ “For the most part, neighbors look out for others in their neighborhood. Neighborhood associations and ‘lead person(s)’ on a block promote good relationships and a sense of belonging.”
- ▶ “I have lived in New York and Washington, D.C. There are unsafe places in those cities. Dubuque is a safe city.”
- ▶ “I don’t live in [the] Central Curve area, but it is not safe at night. I would not choose to live there.”
- ▶ “I do not feel safe in downtown Dubuque.”

Number of Violent Crime Incidents per 1,000 People
City of Dubuque

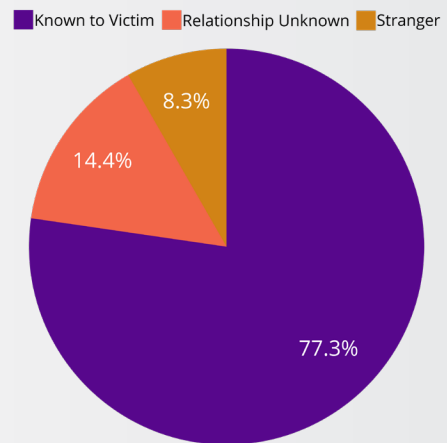


Source: FBI National Incident-Based Reporting System (NIBRS), accessed through the Crime Data Explorer, 2021 and 2014. U.S. Census Bureau, American Community survey, 5-Year Estimates for 2021 and 2014

Violent Crime Incidences Compared to Violent Crime Offenders Unknown to the Victims
City of Dubuque



Offenders of Violent Crimes by Relationship to the Victim - 2021
City of Dubuque



Source: FBI National Incident-Based Reporting System (NIBRS), accessed through the Crime Data Explorer, 2021 and 2014.

EMERGENCY RESPONSE & INTERACTION

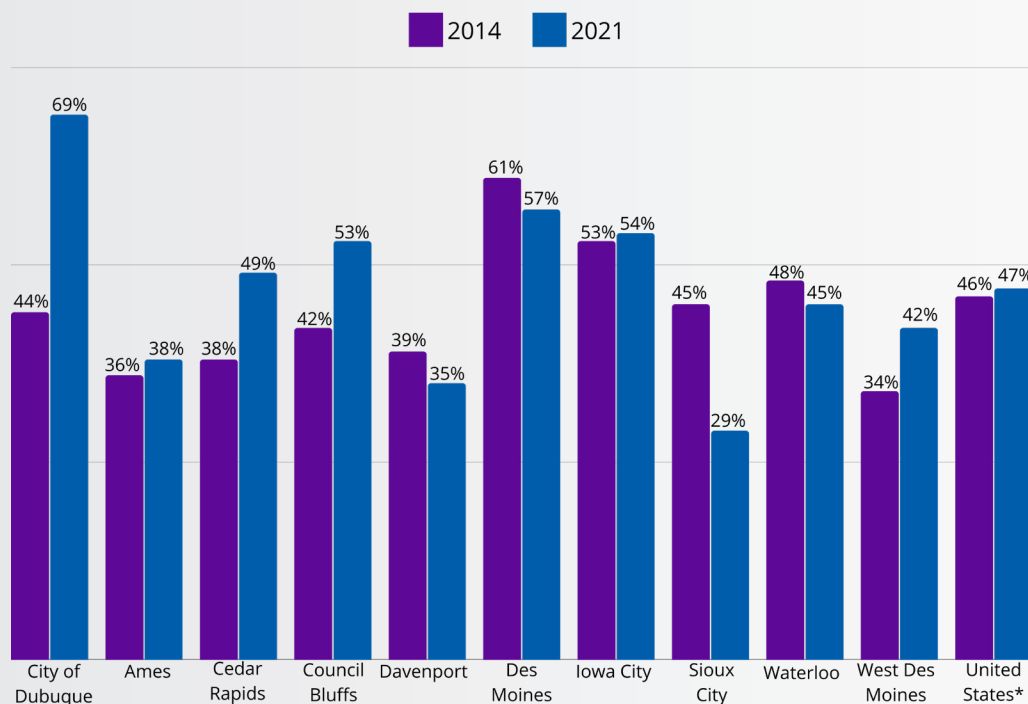
THE DATA

- ▶ At 69%, Dubuque’s clearance rate — the rate at which cases are closed — for violent crimes is the highest of any similar sized Iowa cities reviewed for this profile and is 22% above the national average.

WHAT PEOPLE ARE SAYING

- ▶ 82% of survey respondents either disagreed or strongly disagreed that they had concerns about contacting emergency services, such as EMTs or the fire department.
- ▶ While only 11% of survey respondents agreed or strongly agreed that they had concerns about contacting the police for service, 22% had concerns about interacting with the police. However, 100% of the respondents who identified as having lived for more than 20 years in Dubuque disagreed or strongly disagreed about having concerns around interacting with the police.
- ▶ “I have concern[s] about inequity in police response and ensuring my fellow community members are safe when police respond.”
- ▶ Participants in the community conversations reported they were concerned about calling emergency services because of the cost of ambulances.
- ▶ “[I believe Dubuque is a safe place to live] because we have a good police department.”

Clearance Rate of Violent Crimes by Location



Can people in Dubuque rely on an **EFFECTIVE, RESPECTFUL** response from emergency professionals?

Source: FBI National Incident-Based Reporting System, Accessed Through the Crime Data Explorer, 2014 and 2021.

For U.S. Data: FBI National Incident-Based Reporting System, Accessed through Crime in the United States Report, 2014 and 2019.

*2019 data used for U.S. Clearance Rate due to lack of 2021 data.

VIOLENT CRIMES

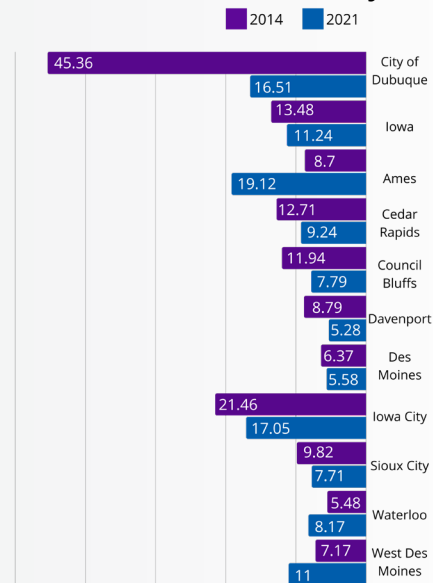
THE DATA

- ▶ In Dubuque, Black individuals are 16.5 times more likely to be identified as an offender in a violent crime than a white individual. This is down from 45 times more likely during the previous equity profile, but it remains one of the largest disparities in similarly sized cities in Iowa.

WHAT PEOPLE ARE SAYING

- ▶ 37% of survey respondents said they agreed or strongly agreed that they were concerned about discrimination as it relates to safe neighborhoods, while 37% disagreed or strongly disagreed (26% neither agreed nor disagreed).
- ▶ 24% of respondents agreed or strongly agreed that they had experienced bias, discrimination, or exclusion in their neighborhood.
- ▶ "I think Dubuque still has a way to go to be equitable and inclusive. There are some good things happening but it will take time and education."
- ▶ "Dubuque is extremely economically stratified. Money is the dividing factor. Those residents with money and financial security live in safer neighborhoods."

Disparity Between Rate of Black Offenders and Rate of White Offenders by Location



Source: FBI National Incident-Based Reporting System (NIBRS), accessed through the Crime Data Explorer, 2021 and 2014. U.S. Census Bureau, American Community survey, 5-Year Estimates for 2021 and 2014. Iowa results are multiplied by the Percent of the Population covered by agencies reporting to NIBRS (2021: 91%; 2014: 98%).

LOOKING AHEAD...

There are many ways to build safe neighborhoods in Dubuque. Here are some resources that align with the themes in this report.

▶ Contact or get involved with a neighborhood association.

If your neighborhood doesn't have an association, consider starting one. Contact the City of Dubuque's Office of Shared Prosperity and Neighborhood Support, 563-690-6054, cityofdubuque.org/258/Shared-Prosperity-Neighborhood-Support

▶ Get support around addiction and substance use.

Dubuque offers many resources for individuals dealing with substance use and brain health issues, as well as for their loved ones. Here are a couple places to start.

City of Dubuque, Substance Abuse Support and Services:

cityofdubuque.org/3017/Substance-Abuse-Support-Services

NAMI (National Alliance on Mental Illness) Dubuque: 563-557-6264, namidubuque.org

▶ Get to know Dubuque's neighborhoods.

Visiting different communities can dispel myths and perceptions about crime and foster stronger ties between neighbors.

City Life Program: 563-564-5644, cityofdubuque.org/1759/City-Life

Distinctively Dubuque (Greater Dubuque Development Corp.): 563.557.9049, greaterdubuque.org/live-here/distinctively-dubuque

Thank you to our host organizations, facilitators and scribes who have generously donated their time and facilities to assist with the community conversations. Information used to create this snapshot will be used to create the full Community Equity Profile in 2023.

Published April 2023