



COMMUNITY EQUITY PROFILE:

TRANSPORTATION

The Community Foundation of Greater Dubuque created Dubuque's first Equity Profile in 2015, and we are updating it to reflect the community today. The Equity Profile provides information on how all people in the community are affected by various systems, such as housing, education and health care. It will inform leaders, community members and policymakers and serve as a guide for creating an action plan that supports Dubuque's growth as an equitable and inclusive community.

This snapshot of transportation, one of seven Equity Profile focus areas, provides a preview of what we have learned so far. The final Equity Profile will be completed in 2023 and will include additional information gathered on this topic and others.

MODES OF TRANSPORTATION

THE DATA

- ▶ 79% of workers living in Dubuque commute to work alone by car, truck or van.
- ▶ The percentage of workers living in Dubuque that work from home grew from 3% since the previous Equity Profile to 8% today.

FROM THE SURVEY

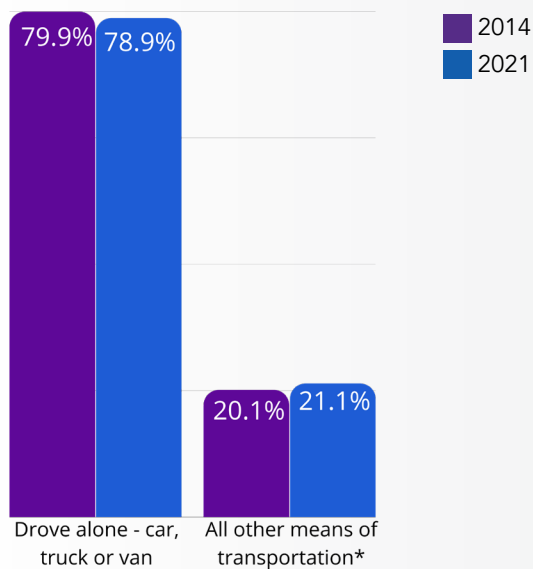
- ▶ Bicycle safety was the most frequently identified concern, with 74% of respondents agreeing or strongly agreeing that it.
- ▶ 55% of respondents agreed or strongly agreed that they were concerned about the condition of sidewalks in their community. This includes 75% of the respondents who identified as Asian, Black or Latino, and 100% of respondents who identified as having a long-term disability.

WHAT PEOPLE ARE SAYING

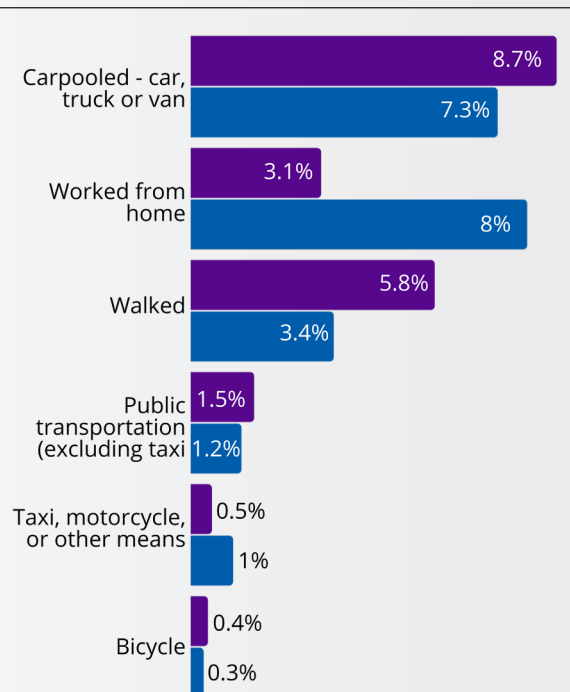
- ▶ "Passenger rail to Chicago could be a reliable, cost-efficient and safe alternative for Dubuquers."
- ▶ "Challenges to finding parking downtown can be a barrier for both visitors and workers."
- ▶ "Not enough bike lanes."

Does Dubuque offer a **VARIETY OF TRANSPORTATION OPTIONS** that enable **ALL PEOPLE** to move around conveniently?

Percent of Workers Living in the City of Dubuque that Use the Listed Means of Transportation to go to Work



*All other means of transportation

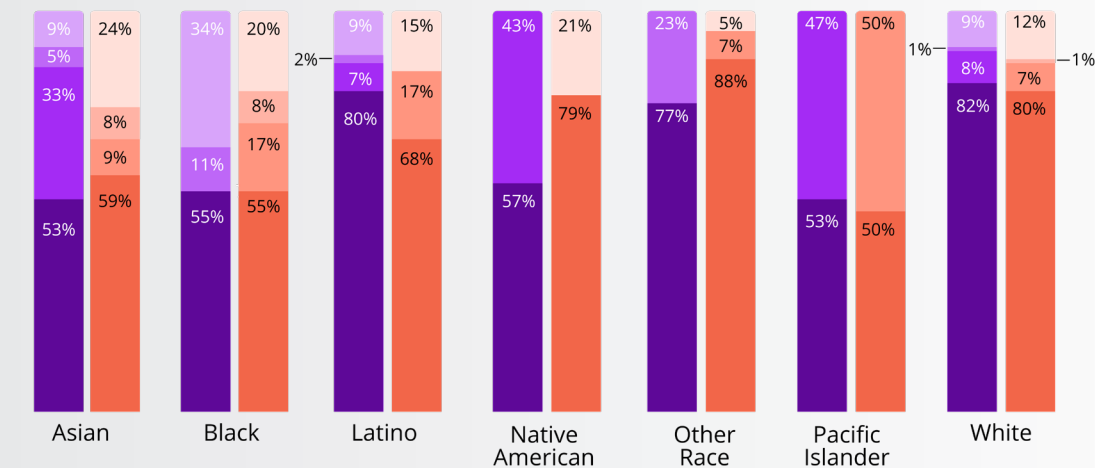


Source: U.S. Census Bureau, American Community Survey, 5-Year Estimates for 2021 and 2014. Workers refers to workers aged 16 years and older.

PUBLIC TRANSPORTATION

Means of Transportation to Work by Race and Ethnicity City of Dubuque

How can Dubuque ensure that its **PUBLIC TRANSPORTATION SYSTEM IS EFFECTIVE?**



Previous Report

- Car, truck, or van - drove alone
- Car, truck, or van - carpooled
- Public transportation (excluding taxi)
- Other transportation

Current Report

-
-
-
-

Source: U.S. Census Bureau, American Community Survey, 5-Year Estimates for 2021 and 2014. Only measures workers aged 16 years and older. "Other transportation" may include taxi, motorcycle, bicycling, walking, or working from home. Data may be much less reliable for racial and ethnic groups with smaller populations.

THE DATA

- ▶ In Dubuque, Asian and Black workers are approximately eight times more likely to take public transportation to work than the population as a whole.

FROM THE SURVEY

- ▶ 40% of respondents either agreed or strongly agreed that their community offers quality public transportation, while 40% disagreed or strongly disagreed. 20% selected "neither agree nor disagree."
- ▶ 58% of respondents agreed or strongly agreed that public transportation routes were a concern, and 53% agreed or strongly agreed that public transportation hours of operation were a concern. However, only 12.5% believed the cost of public transportation was a concern.

WHAT PEOPLE ARE SAYING

- ▶ "Safety on public transit is [my] #1 concern; [I] do not feel safe. [We] need more access points in the city. Routes do not cover all parts of our city."
- ▶ "No city buses go to the Key West area. A Table Mound resident needs to walk about 40 minutes (2 miles) to reach the closest bus stop on South Grandview."
- ▶ "Not enough routes and no connection to food deserts."
- ▶ "[Quality public transportation] seems to be everywhere."
- ▶ Survey respondents said a lack of options for college students makes them miss out on community activities and some internship/work opportunities.

ACCESSIBILITY & AFFORDABILITY

THE DATA

- ▶ Workers in Dubuque living below 150% of the poverty level are four more times as likely to use public transportation as those living at or above 150% of the poverty level.
- ▶ 7.8% of households in Dubuque have more workers living in the household than available vehicles. This is down from 8.5% during the previous Equity Profile.

FROM THE SURVEY

- ▶ 62.5% of respondents either agreed or strongly agreed that equal access and opportunities for people with disabilities was a concern in Dubuque.
- ▶ 52% of respondents either disagreed or strongly disagreed with the statement, "If I were looking for transportation, it would be EASY for me to ACCESS services." 75% of respondents who identified as Asian, Black or Latino strongly disagreed with this statement.

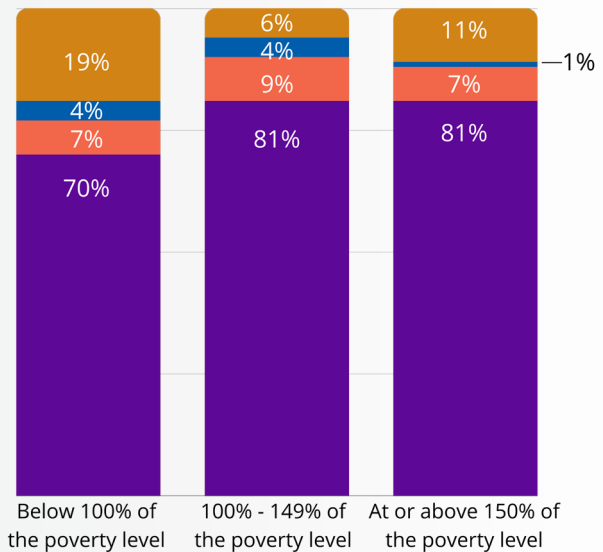
WHAT PEOPLE ARE SAYING

- ▶ Regarding whether Dubuque offers quality public transportation: "Quality yes, but accessible, no."
- ▶ "Do not know how to access public options."
- ▶ "The bus runs only certain hours and people do work before and after hours, and it's not only every hour, so it's hard."

Means of Transportation to Work by Poverty Level

City of Dubuque

■ Car, truck, or van - drove alone
 ■ Other transportation
 ■ Car, truck, or van - carpooled
 ■ Public transportation (excluding taxi)



Source: U.S. Census Bureau, American Community Survey, 5-Year Estimates for 2021. Only measures workers aged 16 years and older. "Other transportation" may include taxi, motorcycle, bicycling, walking, or working from home.

LOOKING AHEAD...

Want to support a multi-modal, effective and convenient transportation network in the Dubuque region? Looking for information about your own transportation needs? Here are some resources that can help.

- ▶ The Jule: Public bus system serving the city of Dubuque
cityofdubuque.org/274/Transit
 Fixed-Route Questions: 563-589-4196, Mini-Bus Service: 563-690-6464
- ▶ DuRide Dubuque: Nonprofit service providing transportation for seniors who are unable or do not want to drive any longer
duridedbq.com, 563-451-4999
- ▶ Bicycle and Recreational Trails: The city of Dubuque's 53-mile trail network
cityofdubuque.org/1589/Recreational-Trails
- ▶ Sidewalk Inspection Program: City department overseeing public sidewalk maintenance
cityofdubuque.org/1350/Sidewalk-Hazards-and-Inspections, 563-589-4270

Thank you to our host organizations, facilitators and scribes who have generously donated their time and facilities to assist with the community conversations. Information used to create this snapshot will be used to create the full Community Equity Profile in 2023.
 Published May 2023